


# EUROPEMILL®







Table top type  
EM-25/250

## Grinding Mills - built to meet individual requirements



EUROPEMILL Grinding Mills offer the wellknown careful grinding principle of the stone mills, and are universal for grinding all kinds of grain, corn and similar products such as spices and coffee to desired fineness. Flour ground on stone mills contains all the natural vitamins, minerals and ballast substances and may without any further processing be used for baking.





Type EM-25/250 with special bucket attachment.

(1)

EUROPEMILL type EM-25/250 with 250 mm diameter millstones, is a specially developed table top type and may be characterized as a mini-size large grinding mill.

The millstones are made exclusively from natural materials, such as emery and flint, and the bonding agent is a special quality of magnesite. The stones are hard and have good wearing qualities, which means less wear and thus a long life. The smaller particles released during the grinding from the grinding surfaces of the millstones are of a comparatively small quantity, and they are harmless to the human organism.

Grinding mill type EM-25/250 is universal for the grinding of grain, coffee, spices etc. Since it has been designed for permanent operation, it is widely used for production of wholemeal flour.

Coffee is also finely ground using this type.

The mill is suitable for the grinding of dry products only, not oil-containing.

The performances specified under technical data are average values at fine and coarse grinding, respectively. In the other diagram we have specified performances when grinding wheat in various degrees of grinding.

The grinding mill has been built up in a plate iron structure. The grinding chamber which has been drawn up in two halves, has been mounted on the bracket which carries the electric motor, too.

The grinding mill shaft has been embedded in two dustproof ball bearings, and in order to absorb the axial pressure the shaft has been mounted at the bottom at an angle contact bearing. The rotating millstone has been mounted on a special flange in a »flow« suspense contributing to the high degree of grinding of the mill and giving the millstones a long life.

The stationary millstone has been securely bolted on the upper part of the grinding chamber. The filling hopper, holding appr. 4 kg, has been mounted right on top of the grinding mill. From here, the material is, using a shaking arrangement, conveyed down into the grinding chamber. The degree of grinding is easily set using a hand wheel.

The degree of grinding and the supply of grain are to be adjusted according to the power of the motor. The full load of the motor can be read off the built-in ammeter.(2).

The rotating stone has two fan blades and brushes providing through the inlet up to the outlet an active air flow both for conveyance and cooling of the grinding material. The brushes contribute towards keeping the grinding chamber clean.

The mill is supplied with standard bucket or special bucket attachment as shown.(1).

As mentioned above, the electric motor has been mounted on the bracket, and the pull to the grinding mill is made through a V-belt.

The grinding mill has a motor protection switch, and the motor is either a single-phase or three-phase jacket-cooled standard motor and is available for all common voltages.

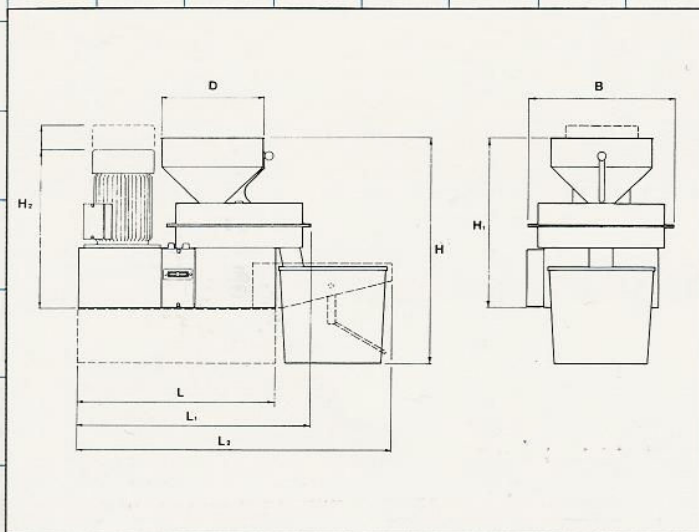
As a special model, this grinding mill is supplied with a petrol (gasoline) motor.

The grinding mill has been coated inside and out using an anticorrosive primer, and is available with blue or light ivory-white (RAL 1015) enamelling.



(2)

# Type EM-25/250



## Dimensions

Type	L	L <sub>1</sub>	L <sub>2</sub>	B	H	H <sub>1</sub>	H <sub>2</sub> *	D	Millstones Ø	V-belt pulley* Mill Ø Motor
EM-25/250	515	610	815	380	585	440	410	265	250	160 80/A1

\* single phase H<sub>2</sub> = 475

\* 50 Hz. motors.

## Weights (Shipping Specifications)

Type	Net Weight in kilos with single- phase electric motor	Gross Weight in kilos with single- phase electric motor	Volume in m <sup>3</sup> with single- phase electric motor	Net Weight in kilos with three- phase electric motor	Gross Weight in kilos with three- phase electric motor	Volume in m <sup>3</sup> with three- phase electric motor	Net Weight in kilos spare millstones	Gross Weight in kilos spare millstones	Volume in m <sup>3</sup> spare millstones
EM-25/250	60	77	0,215	55	72	0,209	10,5	20	0,030

## Technical Data

Type	Motor Power	Grinding Mill r.p.m.	Performance fine / coarse
EM-25/250	1,50 kW	700	30 / 75 kg/h

1 kW = 1,36 HP

## Performances and Degree of Grinding (Wheat)

Type	Motor kW	Kg/h	% Flour, Grain Size below 260 my (micron)	% Flour, Bran, Grain Size more than 260 my (micron)	% Bran, Grain Size more than 600 my (micron)
EM-25/250	1,50	75	45	37	18
		50	65	25	10
		30	82	8	10

If other sieve analysis are required, please ask us.